

CHARACTERISTICS

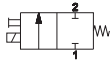
Ambient temperature	-5 ÷ +50 °C	
Fluid	10 µm filtered air, with or without lubrication	
Commutation system	poppet	
Max pressure	9 bar	
Fixing	nr. 2 screws M3	
Connections	ISO 15218 interface	
Nominal bore (mm)	1,2	1,5
Nominal flow rate (NI/min)	26	38
Max frequency	2700 cycles/min	
Valve body	technopolymer (aluminium external cover)	
Seals	NBR	
Power consumption	2 W DC / 2,3 VA AC (Ø 1,2) - 2,5 W DC / 3,5 VA AC (Ø 1,5)	
Electrical connection	15 mm connector - Molex bipolar connector or loose cables	
Voltage	24 V DC - 12 V DC - 24 V AC - 110 V AC - 230 V AC	
Manual override	recessed button - 1 position (other manual overrides upon request)	
Protection degree with connector	IP65	



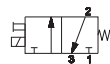
Available ATEX version upon request
CE Ex II 3 GD c nA II T5 -10°C ≤ Ta ≤ 45°C

15 mm Microvalves

■ NC

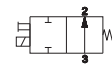


Ø	Voltage
A-141N	1,2 2 W DC
A-142N	1,5 2,5 W DC
A-151N	1,2 V DC/AC 2W/2 VA

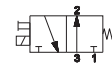


A-101N	1,2 2 W DC
A-102N	1,5 2,5 W DC
A-111N	1,2 V DC/AC 2W/2 VA
A-112N	1,5 V DC/AC 2,5W/3,5 VA

■ NO



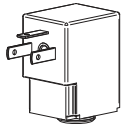
Ø	Voltage
A-161N	1,2 2 W DC
A-162N	1,5 2,5 W DC
A-171N	1,2 V DC/AC 2W/2 VA



A-121N	1,2 2 W DC
A-122N	1,5 2,5 W DC
A-131N	1,2 V DC/AC 2W/2 VA

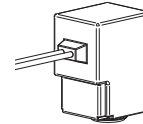
Revolving coil 90°x90°

Coils



DD-011	24 V AC - 50/60 Hz - 3,5 VA
DD-013	230 V AC - 50/60 Hz - 3,5 VA
DD-040	24 V AC - 50/60 Hz - 2,3 VA
DD-041	12 V DC - 2 W
DD-042	12 V DC 2,5 W

DD-050	48 V AC - 50/60 Hz - 2,3 VA
DD-051	24 V DC - 2 W
DD-052	24 V DC - 2,5 W
DD-060	110 V AC - 50/60 Hz - 2,3 VA
DD-070	230 V AC - 50/60 Hz - 2,3 VA



DD-051L030	24 V DC - 2 W
DD-052L030	24 V DC - 2,5 W

24 V DC Faston connector
12 V DC upon request

24 V DC Coil with loose cables
12 V DC upon request


Sub-base for external electrical connection



- A - 326A - __ G1/8 (standard)
- A - 326B - __ M5 (upon request)
- A - 326D - __ tube 4 (upon request)

__ = Number of positions

Sub-base for integrated electrical connection

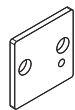


For further information please contact our Sales Office

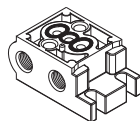
A-299-11 A-301 A-305 A-350 A-345



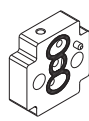
Sealing plate



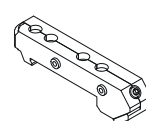
Blank end-plate



Single base



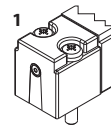
Inverter plate



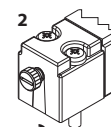
46277/3
(EN50022) DIN
rail adaptor

Manual override

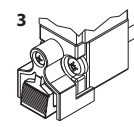
- 1 = Recessed button - 1 position (standard supplied) →
- 2 = Impulse screw - 1-2 positions (upon request) ⊖
- 3 = Front button - 1 position (upon request) →
- 4 = Key button - 1 position (upon request) →



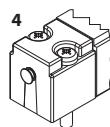
→



→



→



→

Solenoid valves are supplied without coil and connector
See ATEX Catalogue for types and versions