

UBF

Hand lever

- The clamp is brought to the closed position and toggle-locked by means of the hand lever
- Mounting: right or left
- Welding resistant plastic hand lever
- Central hand lever version available

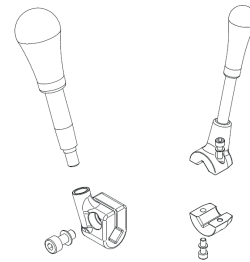


TECHNICAL CHARACTERISTICS

Clamp size 25-32-40-50-63-80 with hand lever (UBF)	
Maximum actuating force to enact holding	26 N
Maximum holding force without sheet	37 N
Maximum holding force after mounting the workpiece with shims of	
0,5 mm	50 N
0,8 mm	60 N
1 mm	75 N
Clamp size 40 with central hand lever (UBTF)	
Maximum actuating force to enact holding	18 N
Maximum holding force without sheet	32 N
Maximum holding force after mounting the workpiece with shims of	
0,5 mm	42 N
0,8 mm	52 N
1 mm	66 N

Hand lever kit

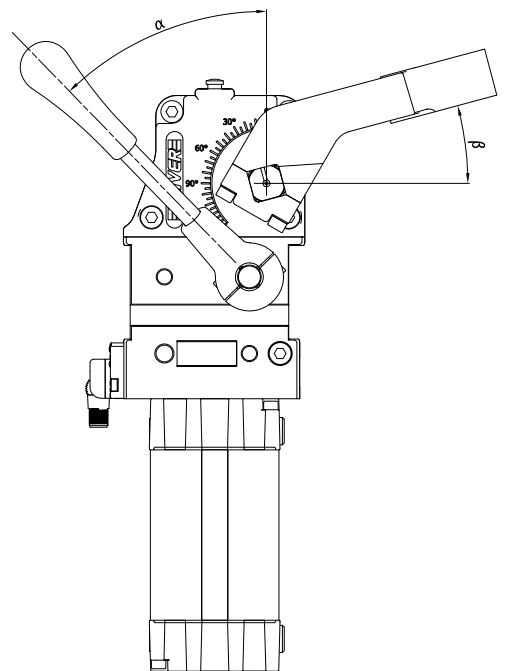
Size	Part No.	Screws	Torque	Weight g
25 - 32	UBF252532	M4x10	4Nm	60
40	UBF2540	M6x16	14Nm	250
50 - 63	UBF255063	M6x16	14Nm	470
80	UBF2580	M6x18	14Nm	500



Hand lever angle UCBM-UCBL

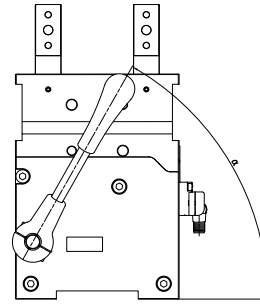
β	UCBM25		UCBM32		UCBM40		UCBM50-63/UCBL50		UCBM80	
	α	Δ	α	Δ	α	Δ	α	Δ	α	Δ
0°	42°	-	26°	-	21°	-	15°	-	16°	-
5°	71°	29°	58°	32°	51°	30°	34°	19°	35°	19°
10°	80°	38°	66°	40°	59°	38°	40°	25°	41°	25°
15°	86°	44°	73°	47°	65°	44°	44°	29°	46°	30°
20°	92°	50°	78°	52°	70°	49°	48°	33°	49°	33°
25°	97°	55°	83°	57°	75°	54°	51°	36°	53°	37°
30°	102°	60°	88°	62°	79°	58°	54°	39°	57°	41°
35°	107°	65°	93°	67°	83°	62°	56°	41°	60°	44°
40°	112°	70°	98°	72°	88°	67°	59°	44°	63°	47°
45°	117°	75°	103°	77°	92°	71°	62°	47°	67°	51°
50°	122°	80°	109°	83°	97°	76°	65°	50°	70°	54°
55°	127°	85°	115°	89°	101°	80°	68°	53°	74°	58°
60°	133°	91°	121°	95°	106°	85°	71°	56°	78°	62°
65°	139°	97°	127°	101°	111°	90°	75°	60°	83°	67°
70°	145°	103°	134°	108°	116°	95°	79°	64°	88°	72°
75°	152°	110°	141°	115°	122°	101°	84°	69°	93°	77°
80°	158°	116°	148°	122°	127°	106°	89°	74°	99°	83°
85°	165°	123°	155°	129°	132°	111°	95°	80°	105°	89°
90°	171°	129°	162°	136°	137°	116°	102°	87°	112°	96°
95°	178°	136°	168°	142°	142°	121°	110°	95°	118°	102°
100°	-	-	172	146°	146°	125°	117°	102°	124°	108°
105°	-	-	176	150°	149°	128°	123°	108°	129°	113°
110°	-	-	-	-	152°	131°	129°	114°	134°	118°
115°	-	-	-	-	154°	133°	134°	119°	138°	122°
120°	-	-	-	-	156°	135°	139°	124°	142°	126°
125°	-	-	-	-	158°	137°	142°	127°	145°	129°
130°	-	-	-	-	159°	138°	145°	130°	147°	131°
135°	-	-	-	-	160°	139°	147°	132°	148°	132°

Note: the lever can be mounted in 4 positions at 90° each other, starting from the position indicated in the related tables.



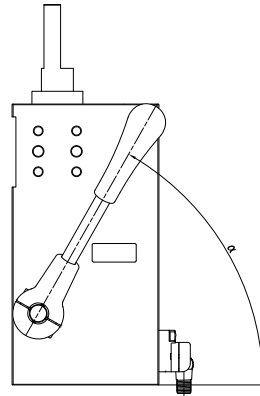
Hand lever angle ULX

Stroke (mm)	α	Δ
0	60°	-
5	62°	2°
10	65°	5°
15	68°	8°
20	72°	12°
25	76°	16°
30	81°	21°
35	89°	29°
40	113°	53°



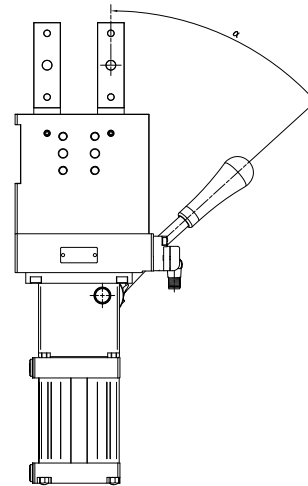
Hand lever angle ULY

Stroke (mm)	α	Δ
0	60°	-
5	62°	2°
10	65°	5°
15	68°	8°
20	72°	12°
25	76°	16°
30	81°	21°
35	89°	29°
40	113°	53°



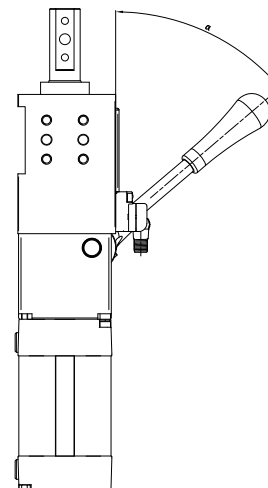
Hand lever angle ULO

Stroke (mm)	α	Δ
0	48°	-
5	54°	6°
10	59°	11°
15	65°	17°
20	72°	24°
25	80°	32°
30	91°	43°
35	105°	57°
40	119°	71°
45	133°	85°
50	143°	95°
55	151°	103°
60	156°	108°

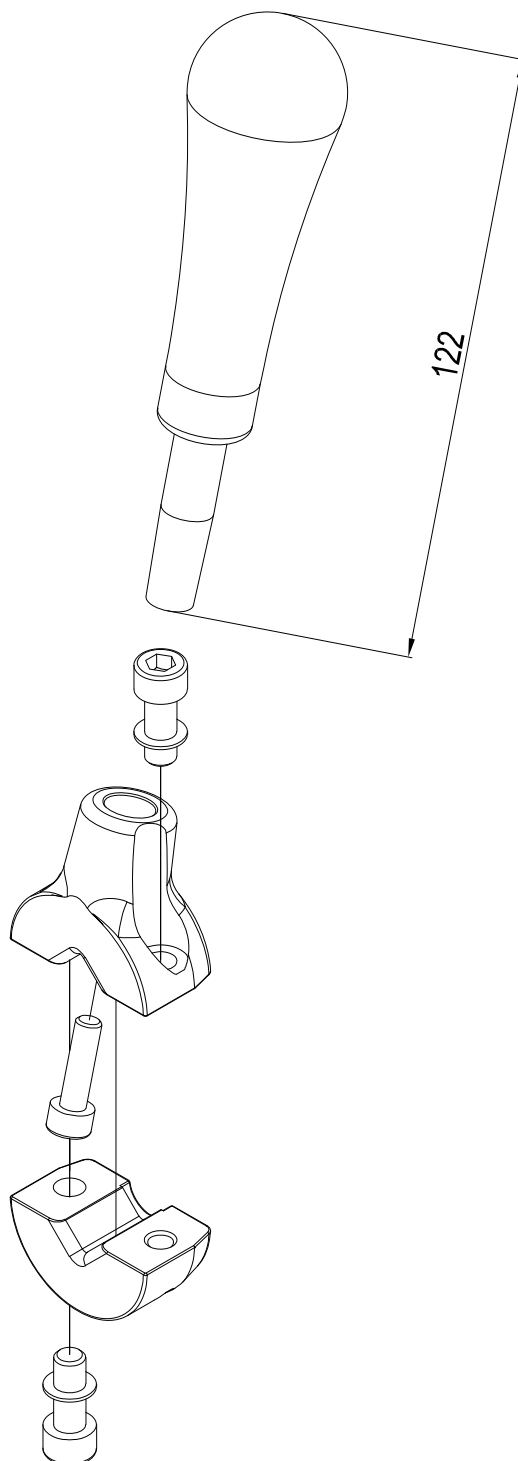


Hand lever angle ULM/ULL

Stroke (mm)	α	Δ
0	50	-
5	55	5°
10	61	11°
15	67	17°
20	74	24°
25	83	33°
30	95	45°
35	109	59°
40	124	74°
45	136	86°
50	146	96°
55	153	103°
60	157	107°



UBF2540




Clamp size	Material	Weight
40 mm	Steel-PVC	0,25 Kg

The clamping handlever includes the necessary screws

Subject to technical modifications without notice

Rev. 01 11.12.20

UBF2580



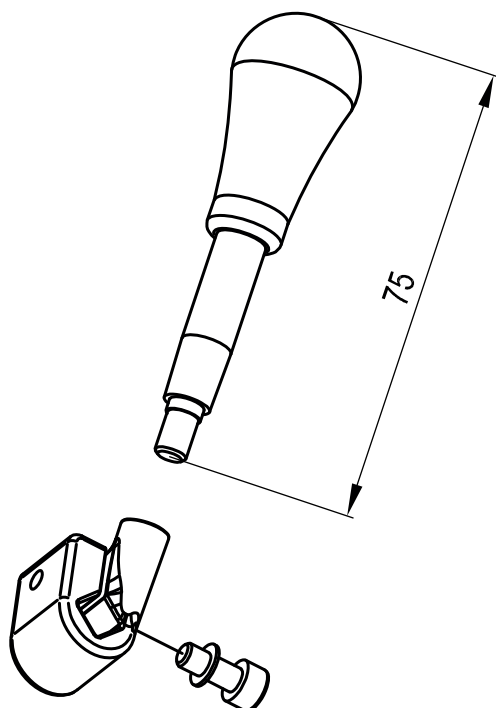
Clamp size	Material	Weight
80 mm	Steel-PVC	0,55 Kg

The clamping handlever includes the necessary screws

Subject to technical modifications without notice

Rev. 00 30.11.17

UBF252532




Clamp size	Material	Weight
25-32 mm	Steel-PVC	0,06 Kg

The clamping handlever includes the necessary screws

Subject to technical modifications without notice

Rev. 00 30.11.17

UBF255063



Clamp size	Material	Weight
50-63 mm	Steel-PVC	0,5 Kg

The clamping handlever includes the necessary screws

Subject to technical modifications without notice

Rev. 00 30.11.17