

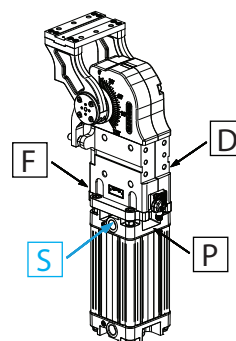
# UAGP

UNICLAMP Pneumatic power pivot



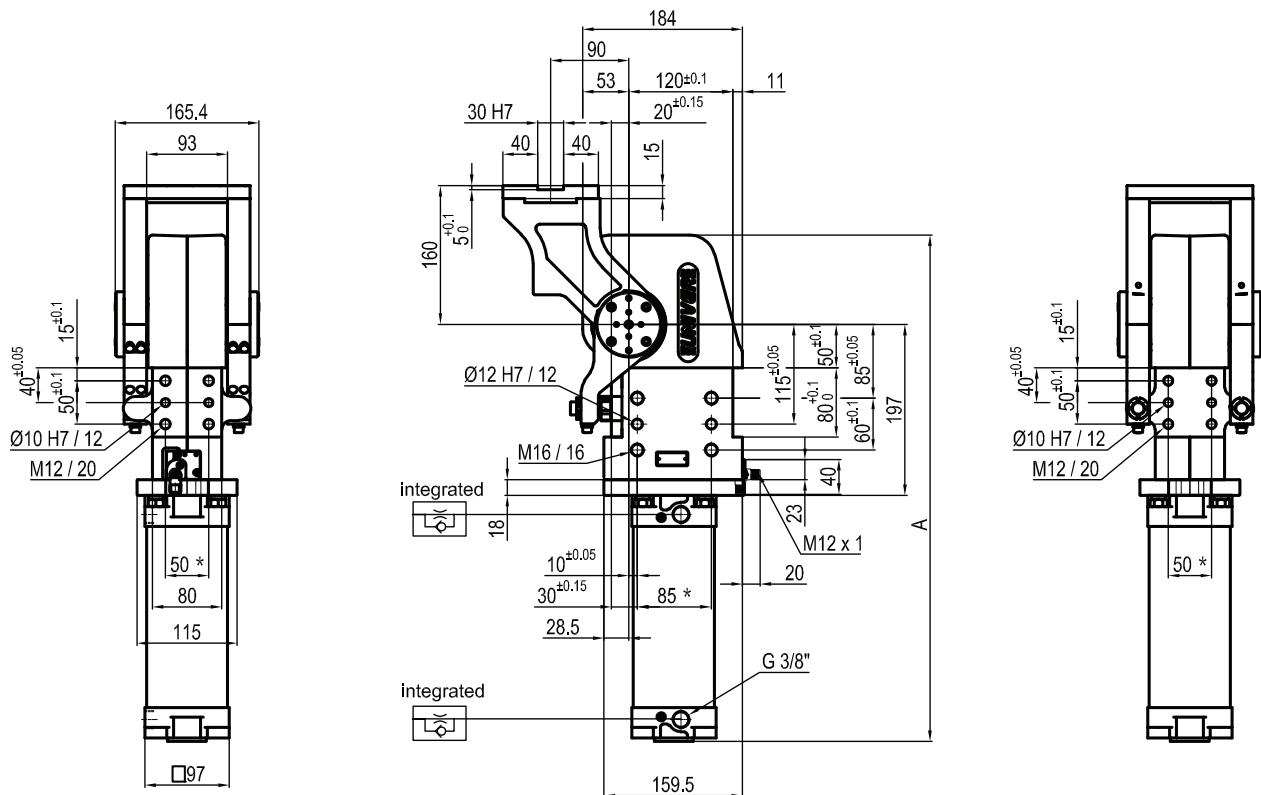
U	A	G	P	0	8	0	O	A	0	9	0	B	S	0												
1			2			3			4			5			6			7			8			9		

1 Series	2 Version	3 Size
<b>UAG</b> = UNICLAMP Power pivot with fixed opening angle	<b>P</b> = Pneumatic	<b>075</b> = 75Nm Ø80 mm <b>215</b> = 210Nm Ø125 mm <b>080</b> = 60Nm Ø80 mm <b>300</b> = 300Nm Ø160 mm <b>120</b> = 110Nm Ø100 mm <b>350</b> = 350Nm Ø160 mm <b>150</b> = 120Nm Ø100 mm <b>355</b> = 350Nm Ø160 mm <b>155</b> = 120Nm Ø100 mm <b>600</b> = 600Nm Ø200 mm <b>170</b> = 170Nm Ø125 mm <b>605</b> = 600Nm Ø200 mm <b>210</b> = 210Nm Ø125 mm
4 Table position	5 Sensor	6 Pivot rotation angles
<b>V</b> = Vertical 180° <b>O</b> = Horizontal 90° <b>Z</b> = Vertical, mirror of V position <b>P</b> = Horizontal, mirror of O position (Max opening angle 60°)	<b>K</b> = Electronic sensor PNP (optical) (DF-K) <b>A</b> = PNP Electronic Sensor (optic) for opening angle (DF-K) + brake sensor (DF-U)	<b>120</b> = 120° <b>090</b> = 90° <b>060</b> = 60° <b>045</b> = 45°
7 Brake system	8 Connections	9 Product revision
<b>B</b> = With brake <b>W</b> = Without brake <b>M</b> = With brake and manual unlock	<b>S</b> = Left side <b>D</b> = Right side <b>F</b> = Front side <b>P</b> = Rear side	Assigned by UNIVER

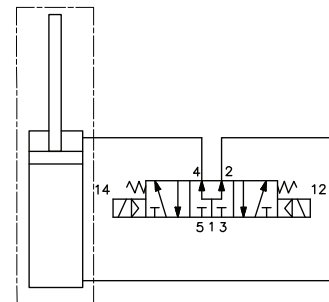
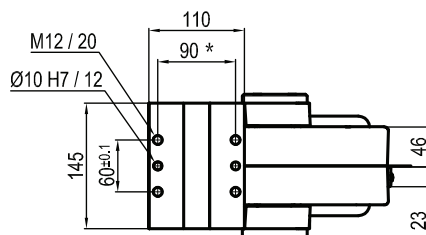


UNIVER S.p.A recommends that all power pivot applications are validated by UNIVER technical department

## UAGP075OK\_\_WS0



Pivot rotation in degrees	A
45°	504
60°	518
90°	549
120°	583.5



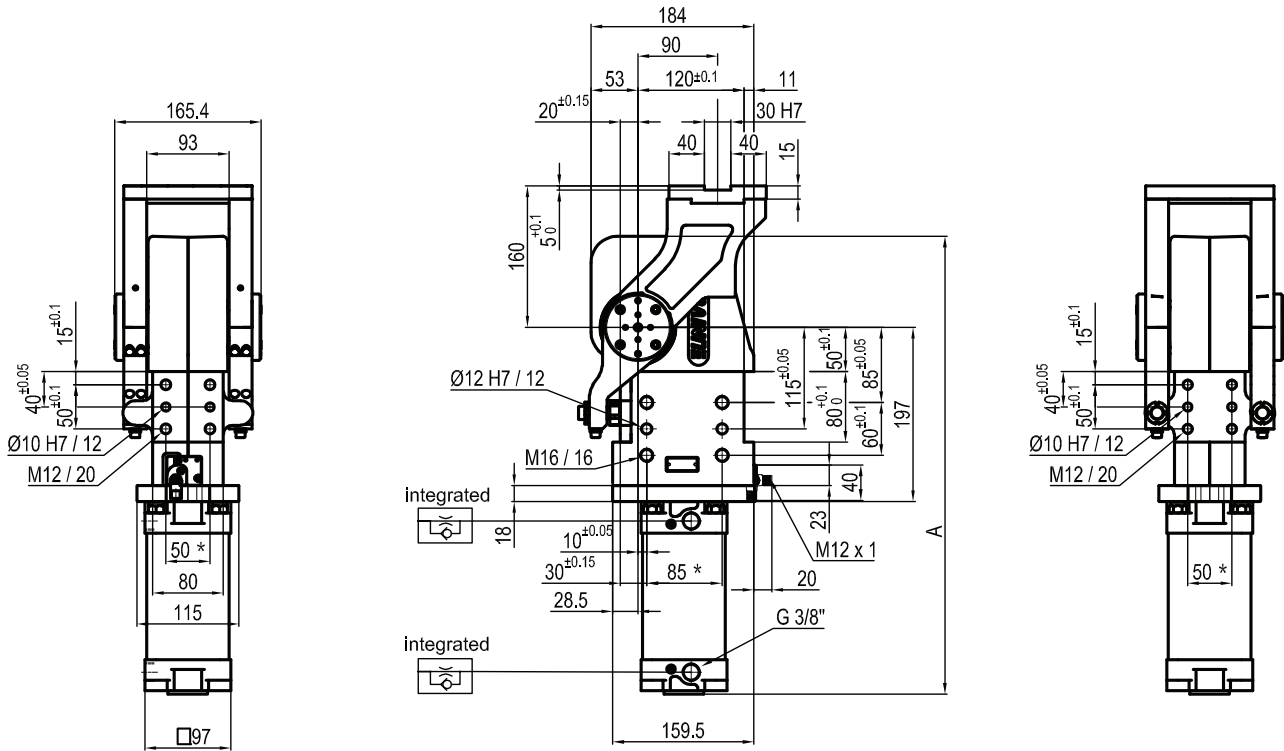
Size	Holding moment	Max. torque at the rotary table 0,55 MPa	Weight
75	6000 Nm	75 Nm	18 Kg

Min./Max. operating pressure: **0,4 / 0,6 MPa**  
 Operating temperature: **5° ÷ 45° C**  
 Predetermine pivot rotation in degrees: **45°- 60°- 90°- 120°**  
 Rotary table position: **Horizontal 90°**  
 Electronic sensor with M12 swivel connector, from 0° or 90°, in steps of 10°  
 Supply voltage: 10 ÷ 30 Vdc  
 IP code: **IP 65**

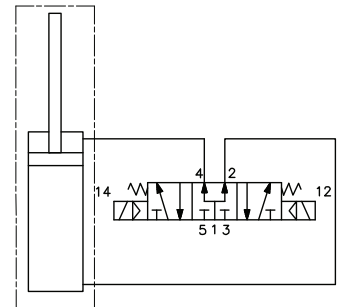
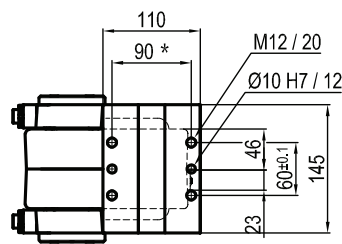
\*: TOLERANCE BETWEEN DOWEL HOLES ± 0,02, BETWEEN SCREW HOLES ± 0,1

Subject to technical modifications without notice

UAGP075PK\_\_WSO



Pivot rotation in degrees	A
45°	504
60°	518



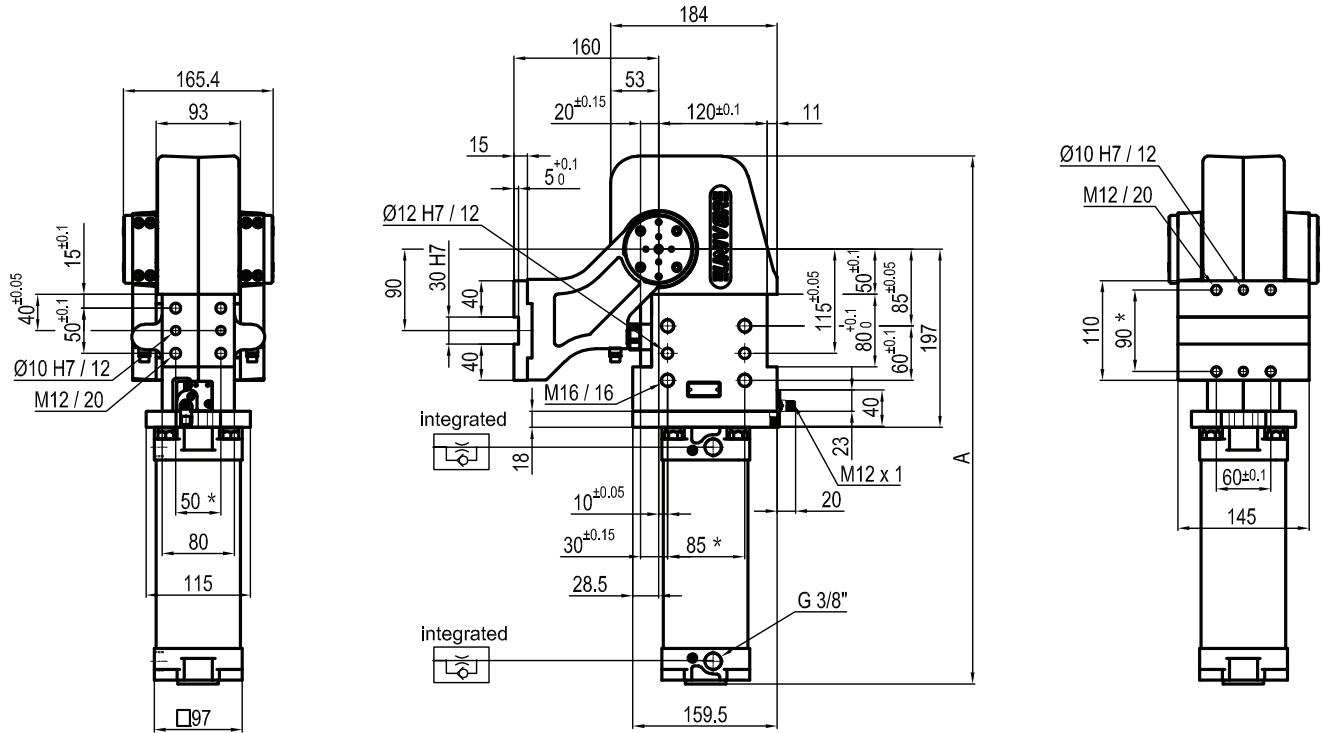
Size	Holding moment	Max. torque at the rotary table 0,55 MPa	Weight
75	6000 Nm	75 Nm	18 Kg

Min./Max. operating pressure: **0,4 / 0,6 MPa**  
 Operating temperature: **5° ÷ 45° C**  
 Predetermine pivot rotation in degrees: **45°- 60°**  
 Rotary table position: **Horizontal mirror of O**  
 Electronic sensor with M12 swivel connector, from 0° or 90°, in steps of 10°  
 Supply voltage: 10 ÷ 30 Vdc  
 IP code: **IP 65**

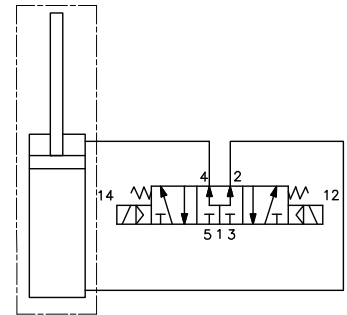
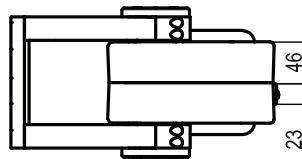
\*: TOLERANCE BETWEEN DOWEL HOLES ± 0,02, BETWEEN SCREW HOLES ± 0,1

Subject to technical modifications without notice

## UAGP075VK\_\_WSO



Pivot rotation in degrees	A
45°	5044
60°	518
90°	549
120°	583.5



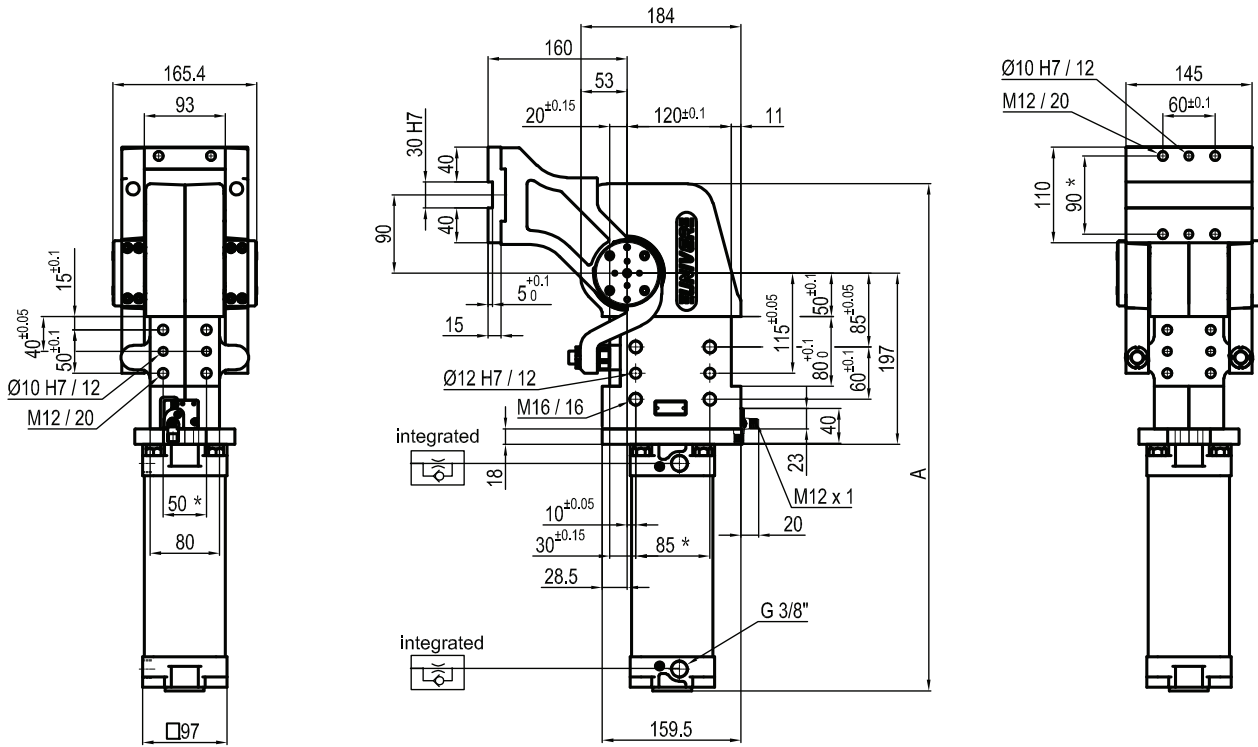
Size	Holding moment	Max. torque at the rotary table 0,55 MPa	Weight
75	6000 Nm	75 Nm	18 Kg

\*: TOLERANCE BETWEEN DOWEL HOLES ± 0,02, BETWEEN SCREW HOLES ± 0,1

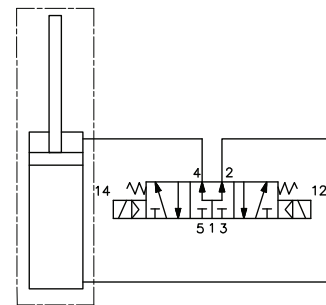
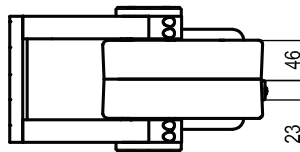
Min./Max. operating pressure: **0,4 / 0,6 MPa**  
 Operating temperature: **5° ÷ 45° C**  
 Predetermine pivot rotation in degrees: **45°- 60°- 90°-120°**  
 Rotary table position: **Vertical 180°**  
 Electronic sensor with M12 swivel connector, from 0° or 90°, in steps of 10°  
 Supply voltage: 10 ÷ 30 Vdc  
 IP code: **IP 65**

Subject to technical modifications without notice

## UAGP075ZK\_\_WS0



Pivot rotation in degrees	A
45°	5044
60°	518
90°	549
120°	583.5



Size	Holding moment	Max. torque at the rotary table 0,55 MPa	Weight
75	6000 Nm	75 Nm	18 Kg

Min./Max. operating pressure: **0,4 / 0,6 MPa**  
 Operating temperature: **5° ÷ 45° C**  
 Predetermine pivot rotation in degrees: **45°- 60°- 90°-120°**  
 Rotary table position: **Vertical mirror of V**  
 Electronic sensor with M12 swivel connector, from 0° or 90°, in steps of 10°  
 Supply voltage: 10 ÷ 30 Vdc  
 IP code: **IP 65**

\*: TOLERANCE BETWEEN DOWEL HOLES ± 0,02, BETWEEN SCREW HOLES ± 0,1

Subject to technical modifications without notice