

# DF-K

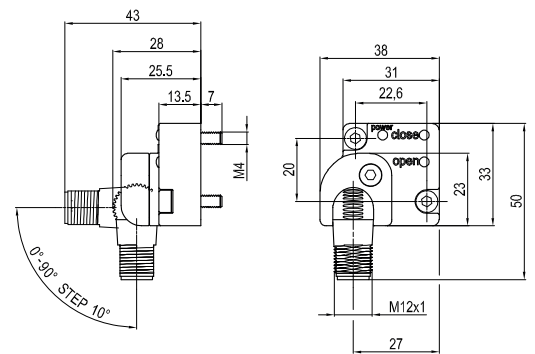
## Electronic sensor (optic)



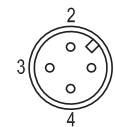
### TECHNICAL CHARACTERISTICS

Supply voltage	10-30 V DC
Supply current without load	<25 mA
Rated operational current	30 mA
Voltage drop	<3,5 V DC
Output logic	PNP N.O.
Led-supply	green (power)
Led-closed	red (close)
Led-open	yellow (open)
Protection class	IP 67
Weight	64 gr
No reset	

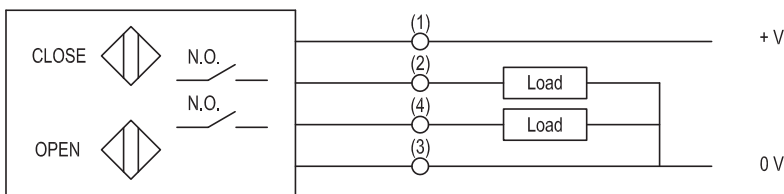
### Dimensions



Front view



Male contacts Micro C M12

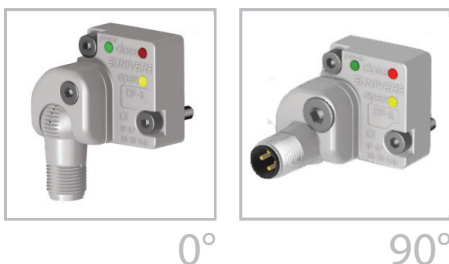


### Change of the sensor

Unscrew the screws and replace the sensor

### Connector orientation

- Unscrew the screw of the connector.
- Keeping the clamping part slightly raised, rotate the connector to the desired position (0° to 90° in steps of 10°) pushing it.
- Lower the clamping part again and tighten the screw.



0°

90°

